




CATALOGUE

IMAGE







ELA004 ALARME MOTEUR 24V




ELA005 ALARME A EAU 24V





ELC007 CLINOMETRE 24V A SENSOR INCORPORE



ELC010 CENTRALE CLIGNOTANTE 12V/24V





ELH002 HAUT-PARLEUR GM 30W 8OHMS



ELH003 HAUT-PARLEUR PM 15W 8OHMS





ELI054 INDICATEUR DE FEUX 24V



ELI055 INDICATEUR 24V 15 FONCTIONS + ALARME A EAU + ALARME MOTEUR





ELI065 INTERPHONE 24V A ENCASTRER A H-P EXTERIEUR



ELI066 INTERPHONE 24V A POSER A H-P INTEGRE





ELI068 INTERPHONE A 24V ENCASTRER A H-P INTEGRE



ELS002 SIRENE 24V G.M.





ELS003 SIRENE P.M. 24V (TYPE BUZZER)



OUC360 CORNE + FEU ORANGE (SALLE DES MACHINES)





OUG803 GYROPHARE BLANC 24V + PIED





OUL140 LAMPE FLASH ROUGE 24V (SALLE DES MACHINES)



OUP906 PHARE DE RECHERCHE DHR220 24V 250W





OUP912 PHARE DE RECHERCHE DHR180 24V 170W CHROME



OUP952 PHARE DE RECHERCHE DHR 210 240V 1000W





OUP898 PHARE DE RECHERCHE 24V 250W RC200MM CHROME AUTOMATIQUE



OUP710 PROJECTEUR HALOGENE ALUMINIUM 500W
OUP711 PROJECTEUR HALOGENE ALUMINIUM 1000W
OUP712 PROJECTEUR HALOGENE ALUMINIUM 1500W



FEUX DE NAVIGATIONS DHR35, DHR50 ET DHR70





OUT440 TRANSFO-CHARGEUR FREEDOM 24V 25A 1000W/3000W QUASI SINUS
OUT442 TRANSFO-CHARGEUR FREEDOM 24V 65A 2500W/5200W QUASI SINUS



OUT435 TRANSFO PROSINE 24/1000i-ts 24V/220V 1000W/1500W SINUS
OUT436 TRANSFO PROSINE 24/1800i-ts 24V/220V 1800W/2900W SINUS



OUT432 TRANSFO ALESSI 200I 24V/220V 175/200/500W SINUS
OUT430 TRANSFO ALESSI 350I 24V/220V 300/350/800W SINUS
OUT431 TRANSFO ALESSI 600I 24V/220V 600/750/1500W SINUS
OUT434 TRANSFO ALESSI 1000I 24V/220V 1000/1400/2500W SINUS





OUT458 TRANSFO 24V/13.8V 10A



OUC033 CHARGEUR ENERBOX 12V/24V 15A






victron energy



OUC650 CHARGEUR VICTRON SKYLLA 25A + 4A
OUC053 CHARGEUR VICTRON SKYLLA 50A + 4A
OUC054 CHARGEUR VICTRON SKYLLA 75A + 4A
OUC651 CHARGEUR VICTRON SKYLLA 100A + 4A



OUT418 TRANSFO VICTRON PHOENIX 300 275/300/600 24V=>220V
OUT439 TRANSFO VICTRON PHOENIX 800 650/800/1500 24V=>220V
OUT420 TRANSFO VICTRON PHOENIX 900 800/1000/2500 24V=>220V
OUT438 TRANSFO VICTRON PHOENIX 2500 2000/3000/6000 24V=>220V



OUT444 TRANSFO-CHARGEUR PHMULTI 24V 40A 1300/1600/3000
OUT443 TRANSFO-CHARGEUR PHMULTI 24V 70A 2500/3000/6000
OUT448 TRANSFO-CHARGEUR PHMULTI+ 24V 70A 2500/3000/6000



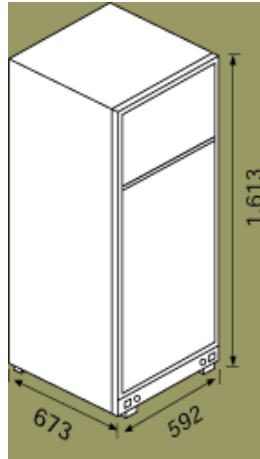


OUT450 TRANSFO PROWATT 12/150I 12V=>220V 150W/300W
OUT451 TRANSFO PROWATT 12/300I 12V=>220V 300W/600W
OUT454 TRANSFO PROWATT 12/500I 12V=>220V 500W/1000W



OUC671 CHARGEUR 25A 24V 230V MONO
OUC672 CHARGEUR 50A 24V 230V MONO
OUC670 CHARGEUR 100A 24V 3-PHASES 380V + 230V MONO
OUC673 CHARGEUR 140A 24V 3-PHASES 380V + 230V MONO

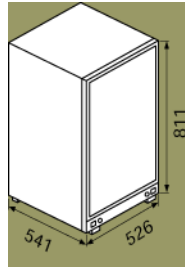




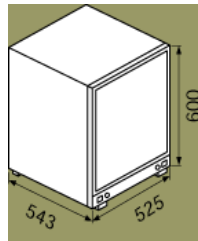
OUF010 FRIGO RGE 400 GAZ/220V



OUF009 FRIGO RGE 300 GAZ/220V



OUF014 FRIGO RGE 200 GAZ/220V




OUF015 FRIGO RGE 100 GAZ/220V





YAC421 COMPAS DE ROUTE BS2 RIVIERA



OUA300 ANTENNE VHF FIBRE DE VERRE 1.5M + PIED



OUA303 ANTENNE VHF FOUET INOX 1.1M + PIED





POR280 + POR281 RACCORD TW 2' MALE + BOUCHON



OUS200 SONDE ANTI DEBORDEMENT AQUASANT AF1 SB15





OUB900 BAC A CORDES ALU ROND 80CM
OUB905 BAC A CORDES ALU ROND 100CM
OUB901 BAC A CORDES ALU ROND 120CM



OUB902 BAC A CORDE ALU OVAL 2.00M X 1.25M





OUY906 YEK ALU 3.00M

OUY914 YEK ALU 3.50M

OUY905 YEK ALU 4.00M

OUY904 YEK ALU 4.50M

OUY913 YEK ALU 5.00M

OUY922 YEK ALU 5.50M

OUY920 YEK ALU 6.00M





OUE002 ECHELLE 2.95M (10 MARCHES)

OUE001 ECHELLE 3.50M (12 MARCHES)

OUE004 ECHELLE 4.00M (14 MARCHES)

OUE003 ECHELLE 4.60M (16 MARCHES)

OUE005 ECHELLE 5.20M (18 MARCHES)

OUE006 ECHELLE 5.75M (20 MARCHES)





OUP926 PLANCHE A DEBARQUER ALUMINIUM 4 METRES

OUP921 PLANCHE A DEBARQUER ALUMINIUM 5 METRES

OUP920 PLANCHE A DEBARQUER ALUMINIUM 6 METRES





OUE913 ECHELLE DE BORDAILS 0.85M (3 MARCHES)

OUE900 ECHELLE DE BORDAIL 1.40M (6 MARCHES)


OUE902 ECHELLE DE BORDAIL 1.70M (7 MARCHES)

OUE901 ECHELLE DE BORDAIL 1.90M (8 MARCHES)





OUG004 GLISSOIRE BOIS P.M. 100 X 120 X 1000
OUG005 GLISSOIRE BOIS G.M. 120 X 150 X 1000



OUG013 GLISSOIRE SYNTHETIQUE NOIRE P.M.
OUG014 GLISSOIRE SYNTHETIQUE NOIRE G.M.





OUB910 BOUEE COURONNE 75CM + BANDE REFLECHISSANTE



OUL129 LAMPE DE DETRESSE A RETOURNEMENT



YAR000 REFLECTEUR RADAR 21.5CM X 21.5CM X 30.0CM
YAR001 REFLECTEUR RADAR 30.0CM X 30.0CM X 41.0CM





VEG950 GILET DE SAUVETAGE AURAY 100N EN395 30-50KG
VEG951 GILET DE SAUVETAGE AURAY 100N EN395 50-70KG
VEG952 GILET DE SAUVETAGE AURAY 100N EN395 70-90KG
VEG953 GILET DE SAUVETAGE AURAY 100N EN395 90KG++



VEG909 GILET DE SAUVETAGE BESTO ECON 100N 0-15KG
VEG910 GILET DE SAUVETAGE BESTO ECON 100N 15-20KG
VEG911 GILET DE SAUVETAGE BESTO ECON 100N 20-30KG
VEG912 GILET DE SAUVETAGE BESTO ECON 100N 30-40KG
VEG913 GILET DE SAUVETAGE BESTO ECON 100N 40-60KG
VEG914 GILET DE SAUVETAGE BESTO ECON 100N 60-70KG
VEG915 GILET DE SAUVETAGE BESTO ECON 100N 70KG+
VEG916 GILET DE SAUVETAGE BESTO ECON 100N 70KG++

